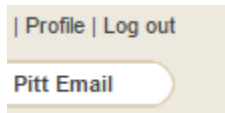


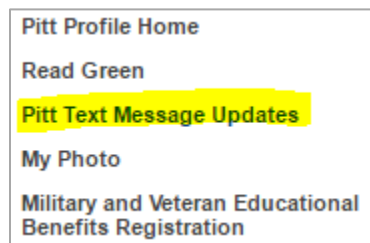
Want to receive HR Benefits news and notifications in your inbox?

Follow these easy instructions to get on the list!

1. Sign up for the HR Benefits Notify U list by going to [my.pitt.edu](http://my.pitt.edu) and selecting the profile link at the top of the page.



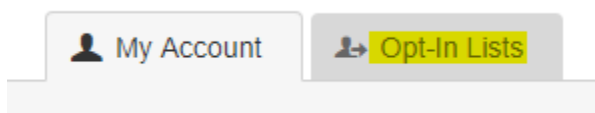
2. Once on the profile page, select the Pitt Text Message Updates link to manage their Notify U subscribed lists. (located on left side)



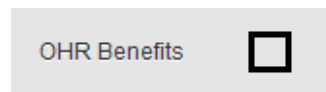
1. Click on the "Access RAVE" link in the yellow box.



2. Click "Opt-in Lists" at the top of the page.



3. Check the OHR Benefits box



That's it! You will receive a message confirming that your preferences were updated.

Encountering technical difficulty or have questions? Email: [nddwyer@pitt.edu](mailto:nddwyer@pitt.edu).